

## AUTOMATIC ENTRANCE SYSTEMS

**NABCO Entrances Inc.**

is dedicated to being the premier supplier of quality automatic pedestrian doors that meet the growing needs of retail stores, hospitals, schools, restaurants and other commercial and industrial institutions throughout North America.

With a focus on unsurpassed reliability and reducing operating and liability costs, along with the worldwide support of its research and development resources from its parent company, Nabtesco, **NABCO** takes pride to continually provide effective solutions, shorter lead times, and new products to meet the demands of the automatic door industry.

Together with the creative teamwork among its employees and independent distributors, **NABCO Entrances Inc.** strives to provide a safer, more convenient, and more comfortable environment for people.

Simply stated: Opening doors is much easier with **NABCO Entrances Inc.**

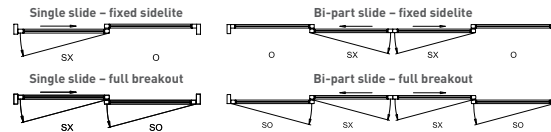
# Automatic Sliding Doors *Where Elegance Meets Durability*

The **NABCO GT1175** Series sets the standard for smooth operation and quiet, whisper-like performance. While elegant by design, the GT1175 Series is engineered to withstand challenging environment and weather conditions. NABCO's microprocessor control provides reliable door operation, important usage counts, and diagnostic features for quick troubleshooting and reduced maintenance costs. Offering a prompt return on your investment with one of the lowest lifetime costs of ownership, the ultra-quiet, high-performance GT1175 Series is the right solution for every automatic sliding door entrance.



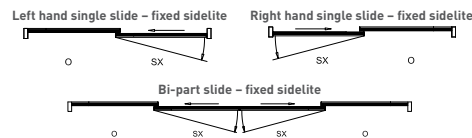
## GT1175 Automatic Slider

The NABCO **GT1175** ultra-quiet, high-performance entrance system is the perfect solution to complement any entrance. Configurations include fixed sidelite or full breakout and are available as single or bi-part sliders. The standard GT1175 offers a variety of options and is equipped with sensor systems that comply with ANSI A156.10 standard which promotes reduced liability and increased safety. It is the ideal solution for almost all standard slide door applications.







## GT1175 All Glass Automatic Slider

The NABCO **GT1175 All Glass** Sliding Door eliminates vertical framing, resulting in a sleek, contemporary look. The low-profile bottom rail allows a larger, unobstructed view that is perfect for enhancing an attractive lobby or well-manicured grounds. The GT1175 All Glass is equipped with sensor systems that comply with ANSI A156.10. The GT1175 All Glass Sliding Door is a seamless automatic door entrance solution.



## GT1175 Hurricane Automatic Slider

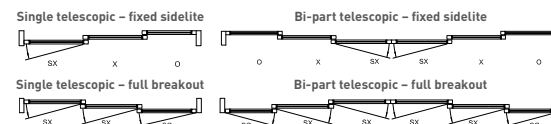
The NABCO **GT1175 Hurricane**-rated Sliding Door System is in a class of its own. While elegant by design, the GT1175 offers pressure ratings up to 105psf, widest industry frame width to 18', and a revolutionary dry-glaze system that allows damaged glass to be replaced without replacing the entire door panel. The GT1175 Hurricane Slider is equipped with sensor systems that comply with ANSI A156.10. The GT1175 Hurricane Package is the perfect solution to showcase your entrance.

GT1175 HURRICANE SLIDER APPROVALS	
Approvals	<b>H60</b> <b>H105</b>
Florida building code	 
Miami-Dade (NOA)	 



## GT1175 Telescopic Automatic Slider

The NABCO **GT1175 Telescopic** Sliding Door puts your mind at ease when looking for an automatic door solution and limited space is a concern. The GT1175 Telescopic is equipped with sensor systems that comply with ANSI A156.10. This system combines the elegant look of a large, clear door opening with space-saving versatility, making this the ideal automatic door entrance solution for unique applications.



# Automatic Swing Door Operators *Where Solutions Are Automatic*

NABCO's Swing Door Operators are engineered for interior and exterior use, and designed to automate essentially any new or existing door. The side load header access panel simply pivots up and locks into position, out of the way, enabling the operator to be quickly installed or removed for easy servicing while allowing the door to remain in a closed position, eliminating the loss of energy from within the building. NABCO ensures the highest level of customer satisfaction and the lowest failure rate by rigorously testing each operator for hundreds of cycles prior to shipment. From Low Energy to Full Power, NABCO offers entrance solutions to accommodate any application.

**NEW!**



## GT20 Low Energy/Full Power Automatic Swing Power Operator

The NABCO **GT20** Swing Door is equally ideal for new installations and building upgrades. The GT20 offers many functions in one drive mechanism, including the ease of changing from Full Power to Low Energy. Thanks to the wide range of options available, the user is sure to obtain a fully customized automatic door. The GT20 is highly consistent when it comes to performance, quiet operation, and low maintenance. From lightweight internal doors to heavier external doors, the GT20 is always the right choice.

## Automatic Swing Door Operator Comparison Chart

### FEATURES

	GT20	GT710/GT8710*	GT500/GT8500*	GT600	GT400/GT8400*	GT300/GT8300*
Low energy	●	●	●			
Full power	●			●	●	●
Non-handed	●					
Surface-applied	●	●	●	●	●	
Overhead-concealed	●	●	●			●
Complete door package	●					●
Fire-rated		●		●		
Recycle on opening**	●	●	●	●	●	●
Recycle on closing**	●					
Adjustable closing speeds	●	●	●	●	●	●
Push-'N-Go	●	●	●			
Full-length header	●	●	●	●	●	●
Clear and dark bronze finish	●	●	●	●	●	●
Optional finishes	●	●	●	●	●	●
ANSI A156.10 compliant	●			●	●	●
ANSI A156.19 compliant	●	●	●	●	●	●
Power open – spring close	●		●	●	●	●
Power open – hydraulic close		●				

\*8000 series refers to side-load operator. \*\*Upon obstruction



## GT1400 Folding Door and GT1400 Folding Hurricane High-impact Door

The NABCO **GT1400** Folding Door offers a wide opening in a limited space. The GT1400 has a unique folding feature that provides a much larger door opening than sliders, while it dramatically reduces the door sweep. The GT1400 Folding Hurricane High-impact Door is a hurricane-rated version that complies with the High-velocity Hurricane Zone of the Florida Building Code.

## ICU Manual Doors *Where Visibility Meets Peace of Mind*

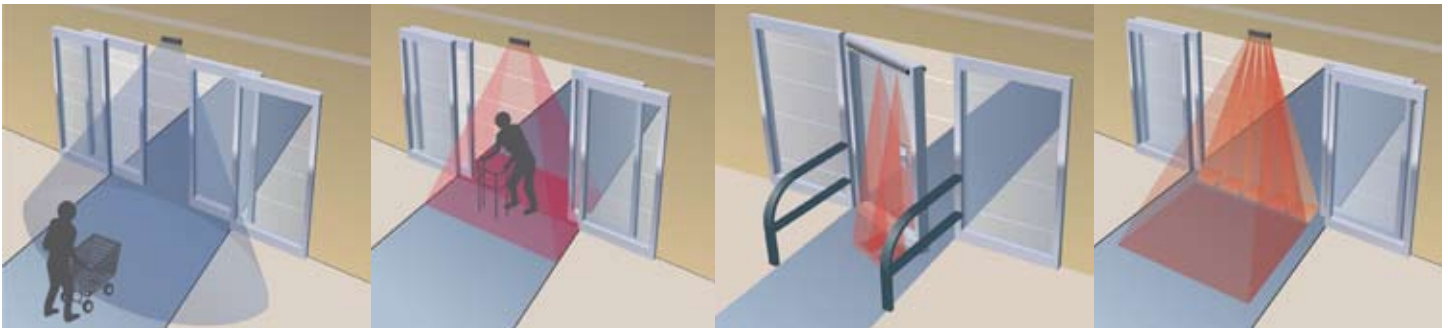


### GT2100/2125/2150 Series Manual Sliders and GT2300 Manual Swing Door

NABCO's GT2100, GT2125 and GT2150 Manual Sliders and the GT2300 Manual Swinger are engineered to accommodate the specific needs of hospital intensive and cardiac care units (ICU/CCU). The GT2100 series provides room access in a full-open breakout, trackless style unit. The GT2125 is also a trackless style unit, but in a fixed sidelight configuration, where the door panel(s) only breakout. The GT2150 is a full-open breakout style unit using a floor track. Each system is available in two, three, four and six panels, allowing users to stack the panels to one side to maximize full opening access for ease of patient transport and other large medical equipment. The GT2300 Manual Swing, unequal panel ICU unit is perfect for applications that require a maximum clear door opening width. When in the closed position, the doors contribute an unobstructed view, awarding patients a comfortable atmosphere while still ensuring immediate access during an emergency. With the air infiltration package, these ICU/CCU doors are ideal for rooms where air quality must be maintained in case of fire, as well as "infection control" to reduce germs from spreading and preserving a sterile environment.



## Sensors *Where Performance Meets Safety*



As a founding member of AAADM (American Association of Automatic Door Manufacturers), NABCO Entrances ensures every sliding, folding, and complete swing door package comes equipped with sensor systems that meet the ANSI A156.10/A156.19 standard. NABCO also offers a full array of push plates, and remote and security access systems.

## Convenience Windows *Where Service Meets Satisfaction*



### GT1500 Convenience Window

NABCO's **GT1500** Convenience Window meet the needs of any drive-thru service area and has proven to be an ideal solution for pharmacies in need of controlled accessibility while disbursing medications. The GT1500 helps regulate settings where sound and temperature control are critical. Offering the versatility of applications in bi-parting or single-slide configurations in either automatic or manual operation, the GT1500 delivers a promise of ease of operation, reliability and long life. The flexibility of the GT1500 Convenience Window makes it ideal for specialty applications.



**NABCO Service and Specifications** Along with the NABCO factory branches, NABCO has the largest independently owned network of automatic door distributors in North America. Their friendly, qualified installers and technicians always strive to exceed your expectations from install to after-sales service. NABCO's factory branches and independent distributors provide AAADM-certified technicians to ensure your doors meet all ANSI A156.10/A156.19 standards. Complete three-part specifications and CAD drawings are available on the NABCO website.



Member of the **Nabtesco** Group

**NABCO ENTRANCES INC.**

582 W18717 Gemini Drive | Muskego, WI 53150 | 877-622-2694 | Fax 888-679-3319

[www.nabcoentrances.com](http://www.nabcoentrances.com) | Email [info@nabcoentrances.com](mailto:info@nabcoentrances.com)



Distributed by: